



Welcome. We made this *for you.*

Whether you're a parent learning to use a smartphone, or a son or daughter helping a parent — this is your starting point. Read on.



WHAT'S INSIDE

- ✓ What School of Elderly is
- ✓ How the 44 guides are organized
- ✓ Where to start



— WHY THIS MATTERS

We exist for one reason: stop being your parents' IT support.

Every elderly person in India has felt the frustration of small app problems. Every adult child has felt the frustration of explaining the same thing to a parent over the phone — for the tenth time.

School of Elderly fixes this. We've built 44 simple guides — short, step-by-step, beautifully illustrated — that teach digital skills without the jargon. Made for elderly Indians. In their language. At their pace.

WHAT YOU'LL LEARN

- What you'll find in our 10 tracks
- How each guide is structured
- How to use these in your family
- How to give us feedback

 *Takes about 5 minutes to read*



1

STEP 1 OF 7

Built for elderly Indians

We focus on what people 55+ in India actually use:

- WhatsApp, UPI, Google
- Train booking, banking, government schemes
- Online safety against scams
- Hindi, Telugu, Tamil — coming soon

No theoretical content. Only practical, real-life skills.

● **TIP**

We're starting with English. Hindi and other languages will follow once we get translation feedback from real elderly users.

”

**Practical. Real-life.
Right now.**

REMEMBER THIS



2

STEP 2 OF 7

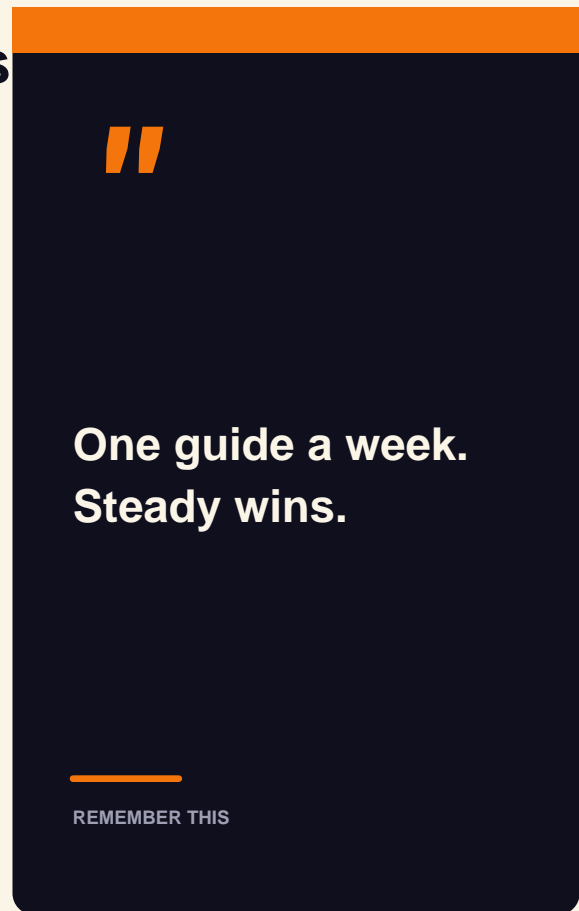
10 tracks, 44 guides

Our curriculum is organized into 10 tracks:

1. Smartphone basics (5 guides)
2. Daily-life apps (8 guides)
3. Travel & appointments (4 guides)
4. Entertainment & social (4 guides)
5. Banking & government (4 guides)
6. Health & wellness tech (3 guides)
7. Online safety (4 guides)
8. Computer basics (5 guides)
9. Office software (3 guides)
10. Advanced & AI tools (4 guides)

● **TIP**

Don't try to learn all 44 at once. Pick **ONE** guide a week. By the end of a year, you'll know more than most teenagers.





3

STEP 3 OF 7

Every guide is the same shape

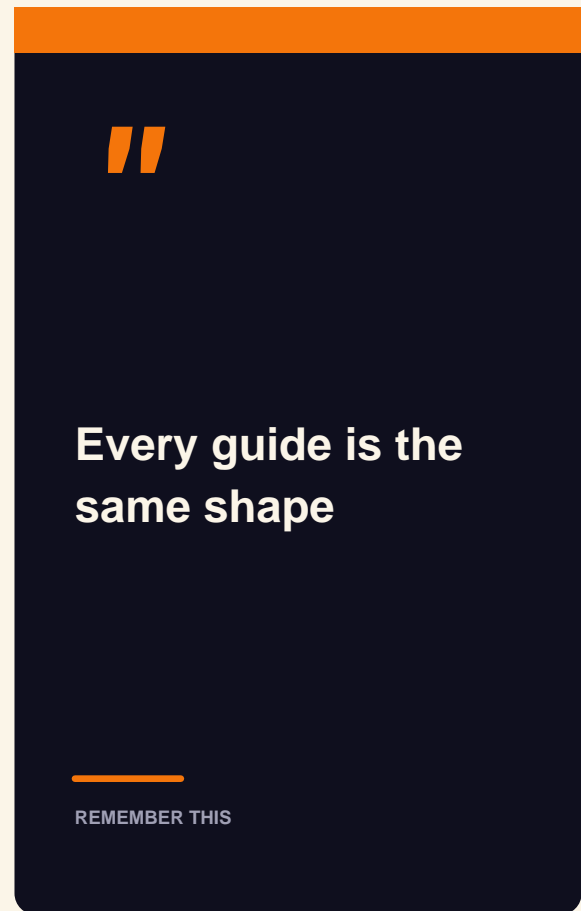
All 44 guides follow the exact same structure:

- Cover page — what you'll learn
- Why it matters — the big picture
- 5-7 step-by-step pages — with screenshots
- Quick recap — 5 takeaways to remember
- Back cover — what to learn next

10 pages total. Always. Same format. Easy to follow.

● TIP

After your first 2-3 guides, you'll know the format. Reading any new guide will feel familiar — fast and easy.





4

STEP 4 OF 7

Where to start

If you're **NEW** to smartphones:

Start with Track 01 (Smartphone basics).

If you **ALREADY** use WhatsApp:

Start with Track 02 (Daily-life apps) — UPI is a game-changer.

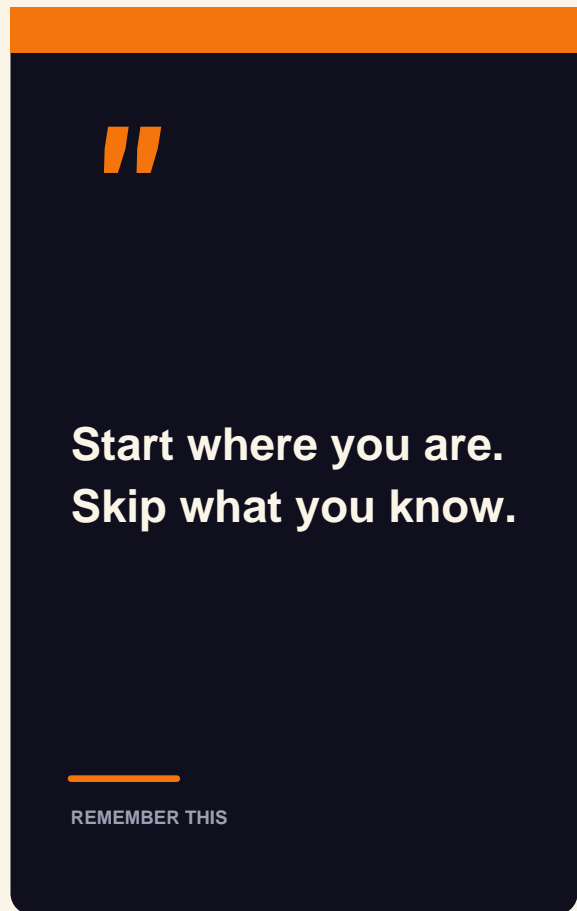
If you're **WORRIED** about scams:

Read Track 07 (Online safety) **FIRST** — especially the OTP guide. Could save lakhs of rupees.



WARNING

If you've never used a smartphone before, please don't skip Track 01. It's tempting to jump to UPI, but the basics make everything easier.





5

STEP 5 OF 7

Use these in your family

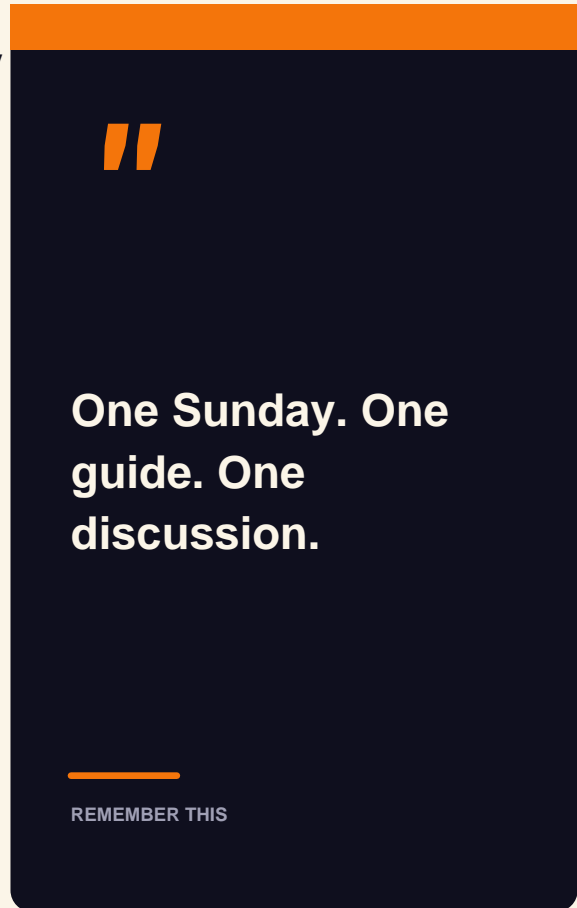
Many adult children use our guides as a teaching aid:

- Print one guide a week
- Give it to your parent on Sunday
- By next Sunday, they've practiced + learned
- Discuss together over chai — what worked, what didn't

This works better than calling the same explanation 10 times.

● **TIP**

If your parent asks 'why didn't you tell me this earlier?' — you can blame us. We didn't exist earlier. But we exist now.





6

STEP 6 OF 7

We're free. Forever.

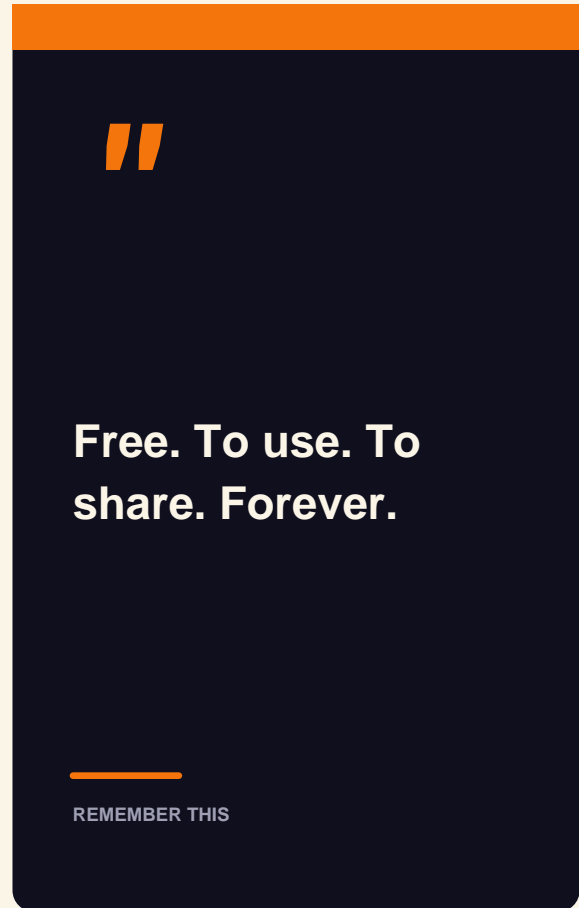
All PDFs at schoolofelderly.com are free to download.

- Free for personal use
- Free to print and share with family
- Free to teach at your local senior citizens club
- Free to give to your housekeeper, driver, neighbor

If you can read this — you can teach this. Pass it on.

● **TIP**

If you want to support us, the best way is to share. Send our link to one elderly person you care about. That's how we grow.





7

STEP 7 OF 7

Send us feedback

We're a small team trying to teach a big country.

If something's confusing — tell us.

If something's wrong — tell us.

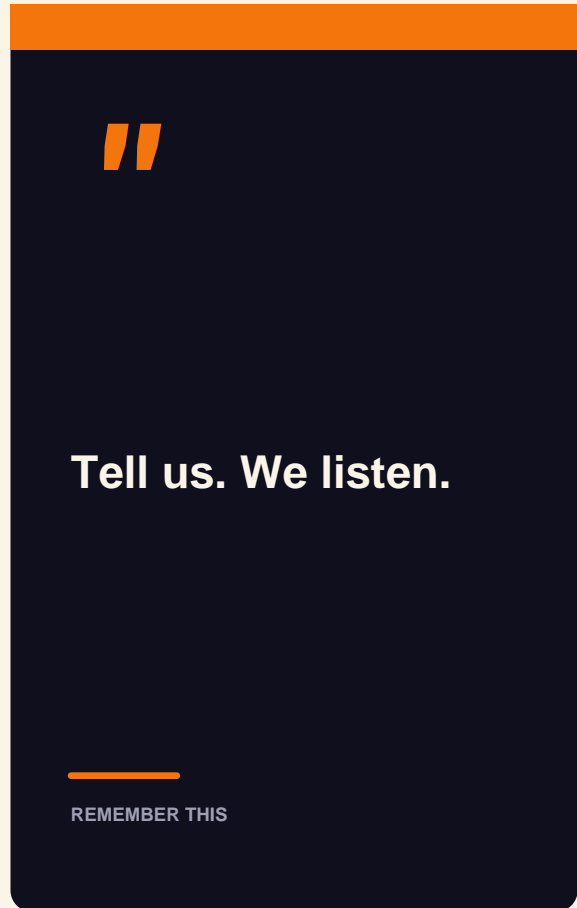
If something helped your family — tell us.

Email: hello@schoolofelderly.com

We read every email. We reply within 48 hours.

TIP

Real feedback from real elderly users (or their children) shapes our next guides. Your email matters more than you think.





QUICK RECAP

Welcome aboard.

1

44 guides. 10 tracks. All free.

Practical digital literacy for elderly Indians. Download all at schoolofelderly.com.

2

One guide a week

Don't try everything at once. Pick one guide weekly. In a year you'll know more than most teenagers.

3

Every guide is 10 pages

Cover, why-it-matters, 5-7 steps, recap, back cover. Same shape always. Easy to follow.

4

Start with Track 01 if new

Smartphone basics first. Then UPI in Track 02. Online safety (Track 07) is the most important if you're worried about scams.

5

Share with family freely

Print, share on WhatsApp, teach at senior clubs. All free. Forever. Pass it on.



School of *Elderly*

You did it.

We're proud of you.

Learning new things at any age takes courage. Tell your family what you learned today — they'll be proud too.

WANT MORE LIKE THIS?

We have 38 free guides.

Smartphone basics, UPI, cabs, food delivery, online safety — all free.

schoolofelderly.com →