



Get any app you need. *Easily. Safely.*

WhatsApp, banking, food delivery, payment apps — all live in the Play Store. Once you know how to find and install one, you can install all of them.



WHAT'S INSIDE

- ✓ Open the Play Store
- ✓ Search for any app
- ✓ Install it safely



— WHY THIS MATTERS

The Play Store is the only safe place to get apps.

The Google Play Store is a special app on every Android phone. It's like a market where ALL safe apps live. Whatever app your family tells you to install — you'll find it here.

NEVER install apps from links sent on WhatsApp or SMS. Those are often fake apps designed to steal money. Only Play Store. Always.

WHAT YOU'LL LEARN

- Find the Play Store on your phone
- Search for an app by name
- Install it with one tap
- Open and use your new app

 *Takes about 5 minutes to read*



1

STEP 1 OF 5

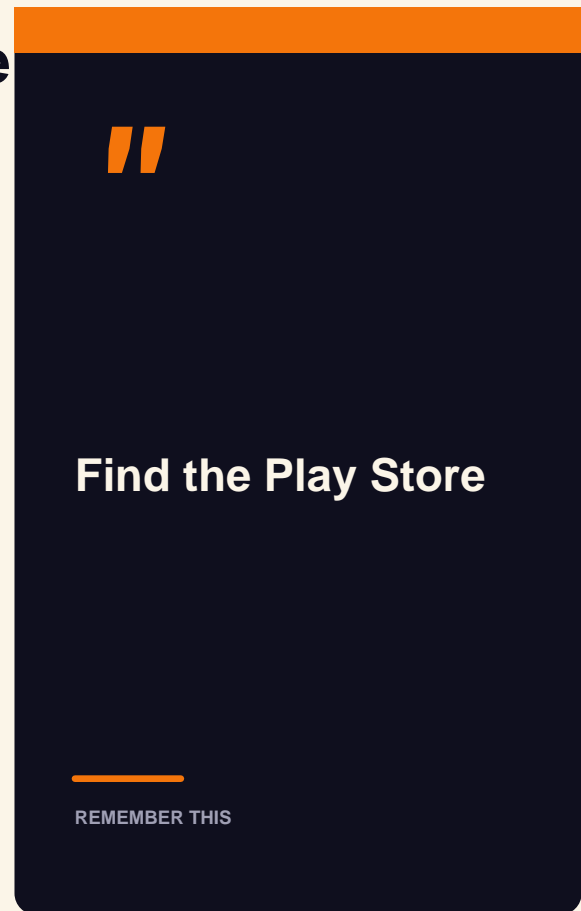
Find the Play Store

Look on your home screen for a colorful triangle-shaped icon (red, yellow, green, blue). It says 'Play Store' below.

Every Android phone has this. Tap it to open.

TIP

On iPhones, this is called 'App Store' and the icon is a blue square with a white 'A'. Same idea.





2

STEP 2 OF 5

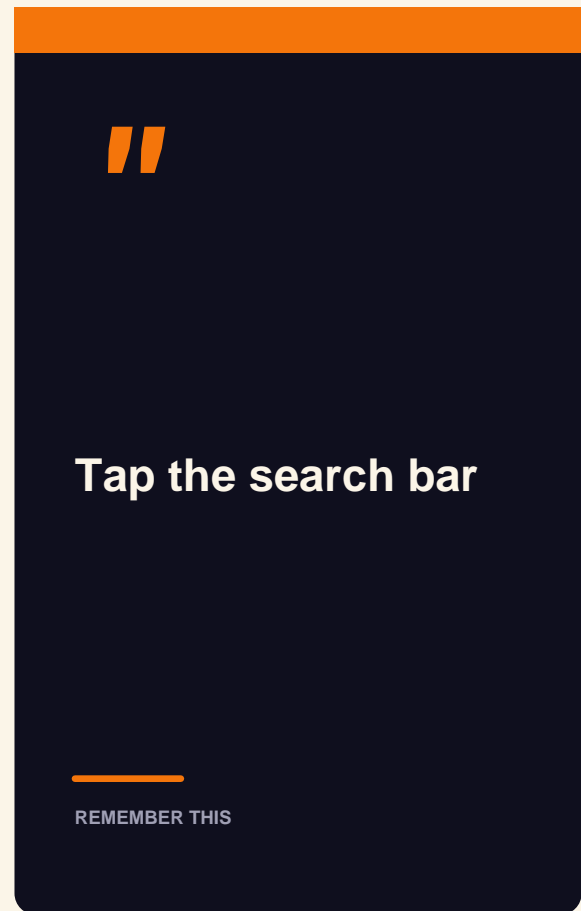
Tap the search bar

At the top of Play Store, there's a search bar that says 'Search apps & games'.

Tap it. The keyboard opens.

TIP

There's a small microphone icon — tap it and SAY the app name instead of typing.





3

STEP 3 OF 5

Type the app name

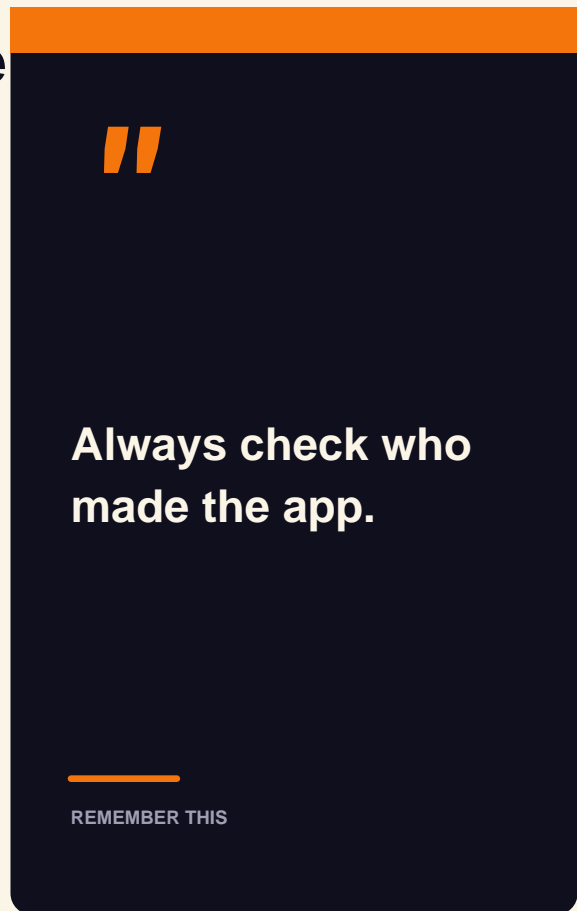
Type the name of the app you want — for example, 'WhatsApp' or 'PhonePe'.

As you type, suggestions appear. Tap the right one when you see it.



WARNING

Many fake apps copy names. Always check who made it. The official WhatsApp says 'WhatsApp LLC' under the name. PhonePe says 'PhonePe Pvt. Ltd'.





4

STEP 4 OF 5

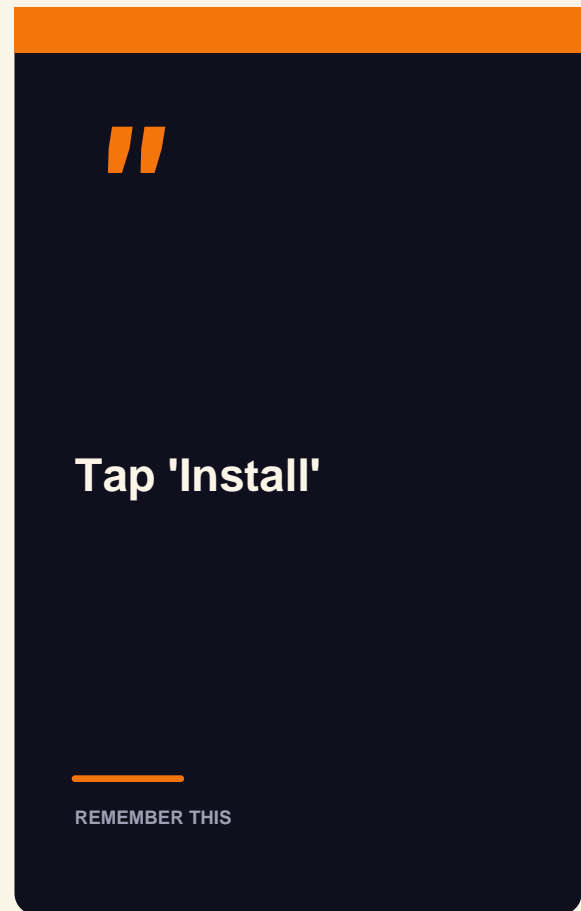
Tap 'Install'

On the app's page, you'll see a green button that says 'Install'.

Tap it. The app starts downloading. Wait — usually 30 seconds to 2 minutes depending on your internet.

TIP

Don't worry — installing apps is FREE for almost all the apps you'll need. WhatsApp, PhonePe, Maps — all free.





5

STEP 5 OF 5

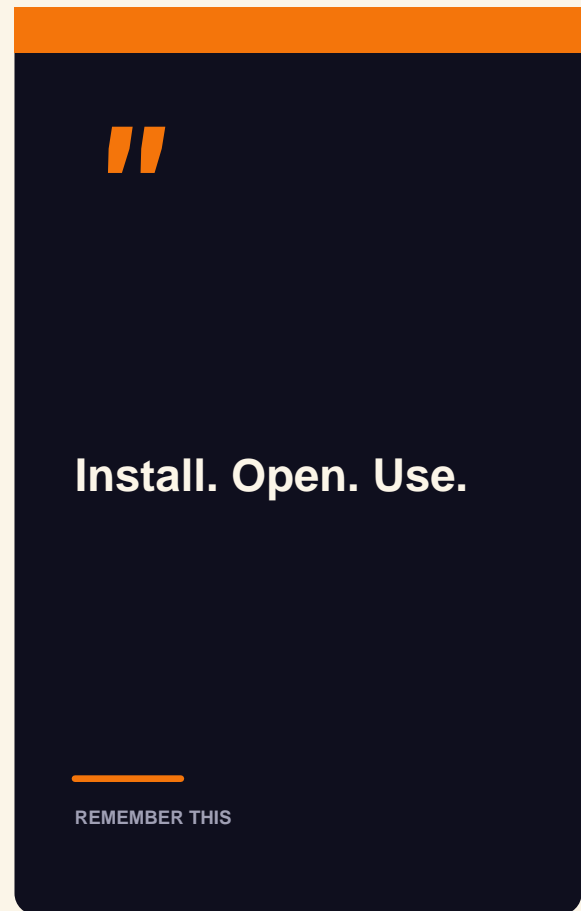
Open your new app

Once the app installs, the green 'Install' button changes to 'Open'.

Tap 'Open' to use your new app right away. The app icon also appears on your home screen — you can open it from there next time.

TIP

First time using a new app, it asks for permissions (camera, contacts, etc). Read what it asks. If it makes sense, tap Allow.





— QUICK RECAP

Apps the safe way.

1

Play Store only

Never install apps from links in WhatsApp or SMS. Always Play Store. Always.

2

Search by exact name

Type the app name carefully. WhatsApp, PhonePe, Paytm — spelling matters.

3

Check the maker

Real WhatsApp is by 'WhatsApp LLC'. Anything else with that name is fake.

4

Most apps are free

WhatsApp, Maps, banking apps, payments — all free to install. If it asks for money before installing, skip it.

5

Permissions are OK

When an app asks for camera or contacts access, it's usually fine. The app needs them to work.



School of *Elderly*

You did it.

We're proud of you.

Learning new things at any age takes courage. Tell your family what you learned today — they'll be proud too.

WANT MORE LIKE THIS?

We have 38 free guides.

Smartphone basics, UPI, cabs, food delivery, online safety — all free.

schoolofelderly.com →