




Your Aadhaar. On your *phone, anytime.*

Download your Aadhaar, update address, check status, link with bank — all from the UIDAI website. No more queues at Aadhaar centres.



WHAT'S INSIDE

- ✓ Download e-Aadhaar copy
- ✓ Update Aadhaar details
- ✓ Check Aadhaar status



— WHY THIS MATTERS

Aadhaar is digital. Use it digitally.

Your Aadhaar card has a digital twin called e-Aadhaar. It's a PDF you can download anytime — and it's just as valid as the physical card.

The official UIDAI website (uidai.gov.in) lets you download, update, and verify your Aadhaar. All free. No middlemen needed.

WHAT YOU'LL LEARN

- Find the official UIDAI website
- Download e-Aadhaar
- Update your details online
- Check verification status

 *Takes about 8 minutes to read*



1

STEP 1 OF 6

Open ONLY uidai.gov.in

Open Chrome browser. Type EXACTLY:

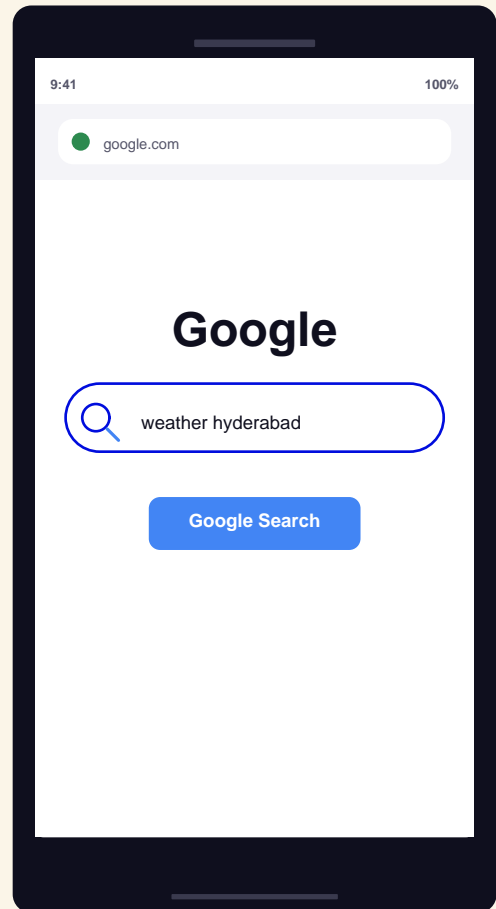
uidai.gov.in

Note: it ends in '.gov.in' — not '.com' or '.org'.
Government websites in India end in .gov.in.
Anything else is fake.



WARNING

Many fake Aadhaar websites exist. They look real but steal your information. ONLY use uidai.gov.in. Type it yourself. Never click links.





2

STEP 2 OF 6

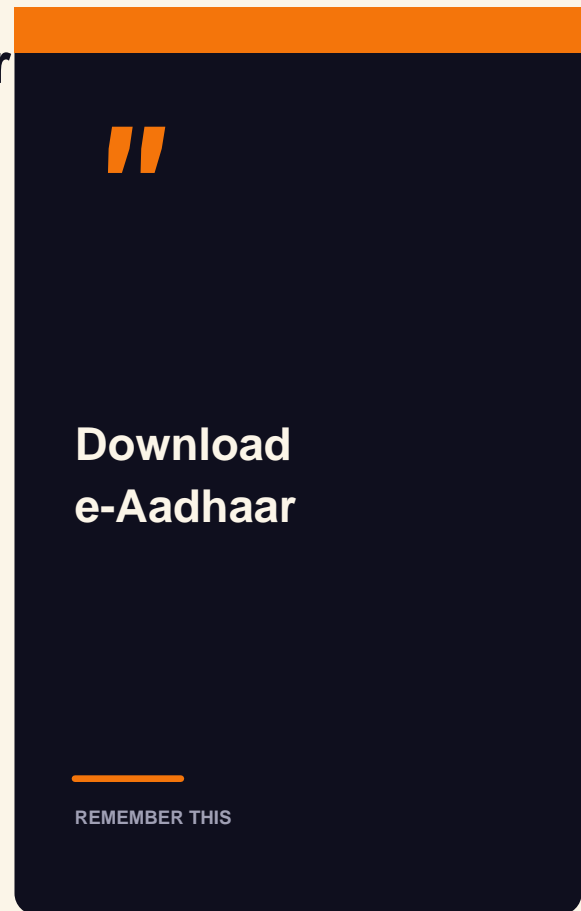
Download e-Aadhaar

On the UIDAI homepage, look for 'Download Aadhaar' or 'My Aadhaar > Download Aadhaar'.

Click it. Type your Aadhaar number (12 digits). They send an OTP to your registered phone number. Enter the OTP. Download the PDF.

TIP

The PDF is password-protected. Password = first 4 letters of your name (CAPS) + birth year. Like RAMESH + 1955 = RAMES1955.





3

STEP 3 OF 6

Print or save digitally

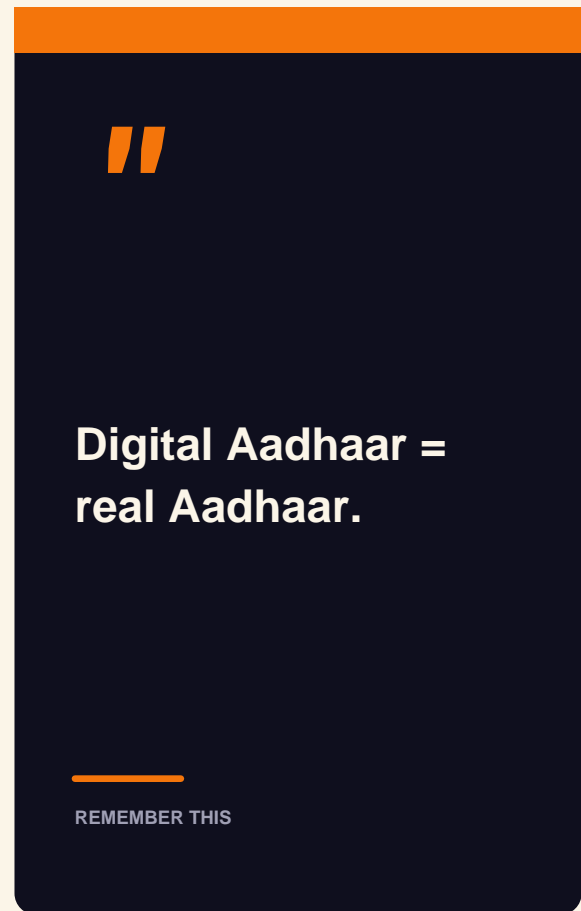
The downloaded e-Aadhaar PDF is fully valid:

- Save it on your phone
- Show it on phone screen at airports, banks, hospitals
- Print and laminate if you prefer paper

Government offices accept the digital copy as proof.

● **TIP**

Save the e-Aadhaar PDF in your phone.
Easy access at airports, train stations,
anywhere ID is needed.





4

STEP 4 OF 6

Update your address online

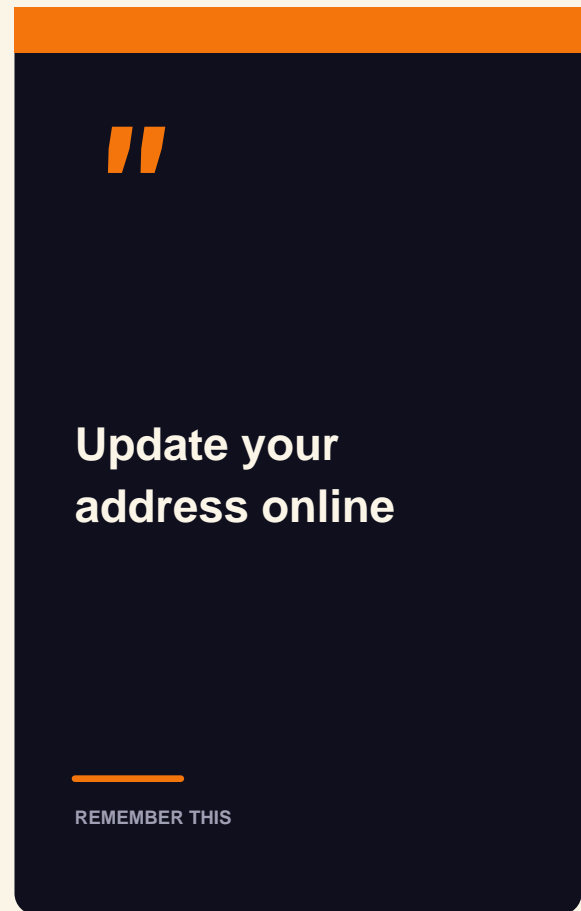
Moved house? Update your Aadhaar address yourself:

1. Go to UIDAI.gov.in
2. My Aadhaar > Update your address
3. Login with Aadhaar and OTP
4. Upload new address proof (utility bill, rent agreement)
5. Submit

Costs Rs. 50. Updates in 7-30 days.

TIP

You can only update address online. For name, phone number, photo — you must visit an Aadhaar centre.





5

STEP 5 OF 6

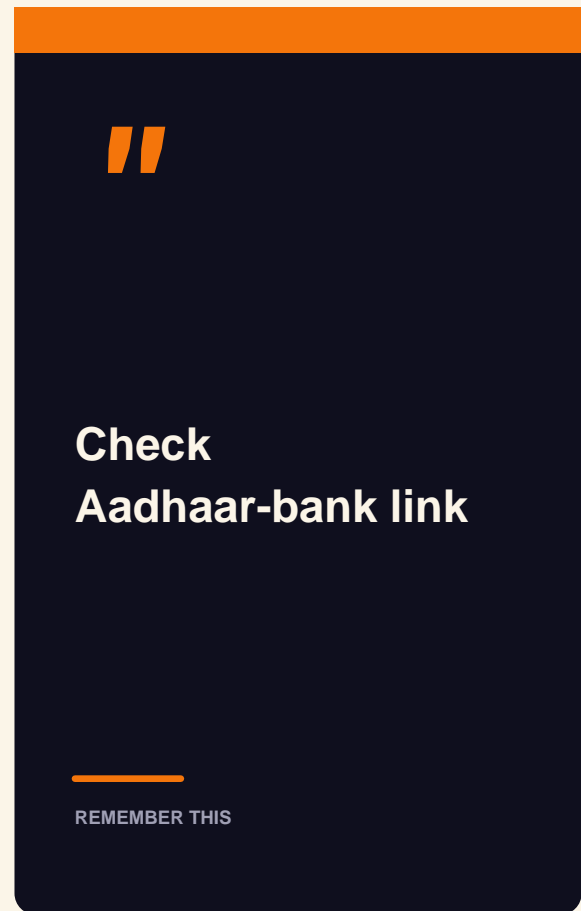
Check Aadhaar-bank link

To get government benefits (LPG subsidy, pension, schemes), your Aadhaar must be linked to your bank account.

On UIDAI website > 'Bank Seeding Status' — type your Aadhaar number and OTP. The website tells you if it's linked.

TIP

If not linked, visit your bank with Aadhaar copy. They link it in 5 minutes. Don't trust phone calls offering to link.





6

STEP 6 OF 6

Lock your biometrics for safety

Worried about Aadhaar misuse? UIDAI lets you LOCK your biometrics:

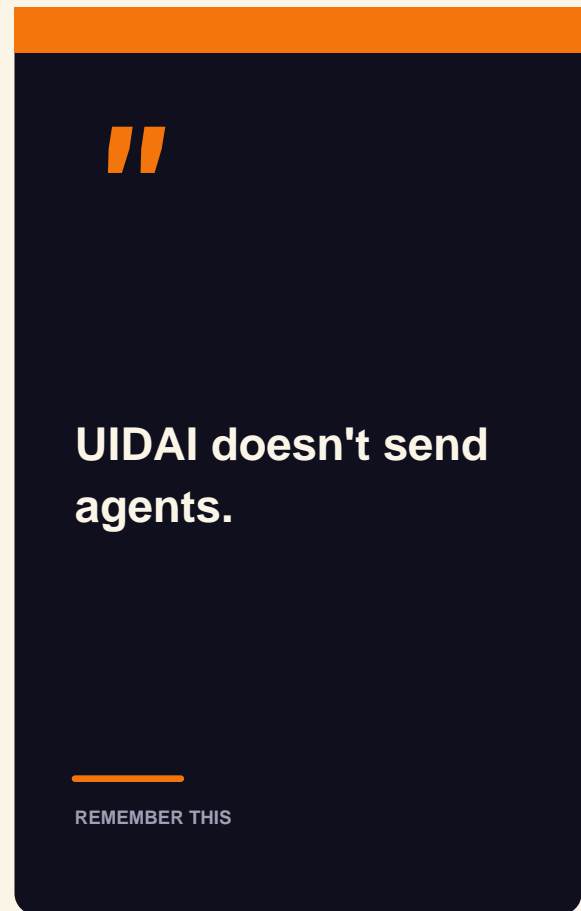
- Aadhaar-based payments cannot happen
- No one can use your fingerprint without your permission
- Unlock when you need to use it

Go to 'My Aadhaar > Lock/Unlock Biometrics'.



WARNING

If anyone you don't know offers to 'verify your Aadhaar' or 'help update', refuse. UIDAI doesn't send agents. You do everything yourself online.





SAFETY RULES

Aadhaar online safely.

1 .gov.in is the only safe site

uidai.gov.in is the ONLY official Aadhaar website. Anything ending in .com, .net, .org is fake.

2 Never share OTP with anyone

Aadhaar OTP comes to your phone. Type it ONLY on the UIDAI website. Never share over phone or WhatsApp.

3 Address updates are online

Update address yourself on UIDAI site. Costs Rs. 50. No agents needed. No middlemen.

4 No agents come to your house

If anyone says 'I'm from Aadhaar office' and asks to update your Aadhaar — they are fake. Refuse politely.

5 Lock biometrics when worried

If you're worried about misuse, lock your biometrics on UIDAI. Unlock only when you need to use it.



School of *Elderly*

You did it.

We're proud of you.

Learning new things at any age takes courage. Tell your family what you learned today — they'll be proud too.

WANT MORE LIKE THIS?

We have 38 free guides.

Smartphone basics, UPI, cabs, food delivery, online safety — all free.

schoolofelderly.com →